



Certificate of Analysis

Laboratory Sample ID: TE40924006-009



Production Method: Cured
Harvest/Lot ID: AZTRHCL-20240924-068
Batch#: LCM240814
Manufacturing Date: 2024-08-14
Lot Date : 2024-08-14
Harvest Date: 08/14/24
Sample Size Received: 18.41 gram
Total Amount: 7 gram
Retail Product Size: 15 gram
Retail Serving Size: 15 gram
Servings: 1
Ordered: 09/24/24
Sampled: 09/24/24
Sample Collection Time: 02:30 PM
Completed: 09/27/24

PASSED

Pages 1 of 6

Sep 27, 2024 | Total Health & Wellness
 dba True Harvest

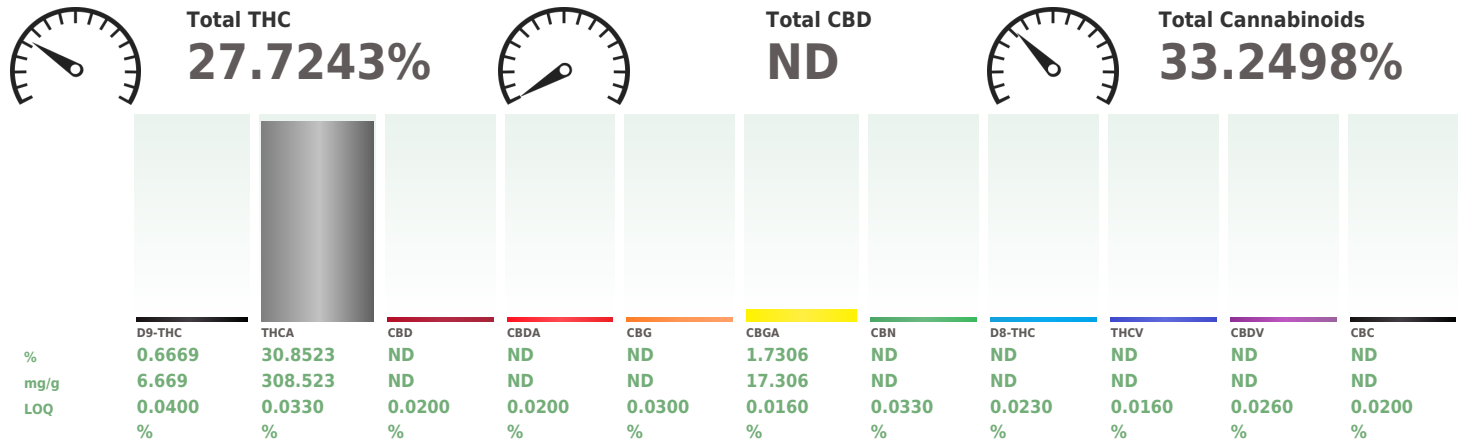
License # 00000100DCWU00857159

4301 W Buckeye Rd.
 Phoenix, AZ , AZ, 85043, US

SAFETY RESULTS

| | | | | | | | | | |
|---|---|---|---|---|--|---|---|---|--------------|
|  Pesticides PASSED |  Heavy Metals PASSED |  Microbials PASSED |  Mycotoxins PASSED |  Residuals Solvents NOT TESTED |  Filtth NOT TESTED |  Water Activity NOT TESTED |  Moisture NOT TESTED |  Terpenes TESTED | MISC. |
|---|---|---|---|---|--|---|---|---|--------------|

 **Cannabinoid** **PASSED**



Analyzed by: 432, 312, 272 Weight: 0.2002g Extraction date: 09/26/24 11:23:43 Extracted by: 432

Analysis Method : SOP.T.30.500, SOP.T.30.031, SOP.T.40.031
 Analytical Batch : TE005917POT Reviewed On : 09/26/24 16:52:06
 Instrument Used : TE-004 "Duke Leto" (Flower) Batch Date : 09/24/24 12:14:54
 Analyzed Date : 09/24/24 19:25:42

Dilution : 400
 Reagent : N/A
 Consumables : N/A
 Pipette : N/A

Full spectrum cannabinoid analysis utilizing High Performance Liquid Chromatography with Photo Diode Array detector (HPLC-PDA) for analysis. (Methods: SOP.T.30.500 for sample homogenization, SOP.T.30.031 for sample prep, SOP.T.40.031 for analysis on Shimadzu LC-20X0 series HPLCs). Potency results for cannabis flower products are reported on an "as received" basis, without moisture correction.

This Kaycha Labs Certification shall not be reproduced, unless in its entirety, without written approval from Kaycha Labs. The results relate only to the material or product analyzed. ND=Not Detected, ppm=Parts Per Million, ppb=Parts Per Billion, RSD=Relative Standard Deviation. Limit of Detection (LOD) and Limit Of Quantitation (LOQ) are terms used to describe the smallest concentration that can be detected and reliably measured by an analytical procedure, respectively. Action Levels are State-determined thresholds based on the action limits published in Table 3.1 of 9 A.A.C. 17 and 9 A.A.C. 18. The Measurement of Uncertainty (MU) error is available from the lab upon request. The "Decision Rule" for pass/fail does not include the MU. Any calculated totals may contain rounding errors. Testing results were obtained according to requirements stated in QMS.100.010.AZ Quality Manual.

Ariel Gonzales
 Lab Director

State License #
 0000024LCMD66604568
 ISO 17025 Accreditation # 97164



Signature
 09/27/24



1231 W. Warner Road, Suite 105
 Tempe, AZ, 85284, US
 (480) 220-4470

Kaycha Labs

Lemon Cherry Mintz
 Lemon Cherry Mintz
 Matrix : Flower
 Type: Cannabis Flower



Certificate of Analysis

PASSED

Total Health & Wellness dba True Harvest

Sample : TE40924006-009
 Harvest/Lot ID: AZTRHCL-20240924-068

4301 W Buckeye Rd.
 Phoenix, AZ, AZ, 85043, US
 Telephone: (612) 599-4361
 Email: jpastor@trueharvestco.com
 License # : 00000100DCWU00857159

Lot Date : 08/14/24
 Batch# : LCM240814
 Sample Size Received : 18.41 gram
 Total Amount : 7 gram
 Sampled : 09/24/24
 Completed : 09/27/24 Expires: 09/27/25
 Ordered : 09/24/24
 Sample Method : SOP Client Method

Page 2 of 6

Terpenes TESTED

| Terpenes | LOQ (mg/g) | mg/g | % | Result (%) | Terpenes | LOQ (mg/g) | mg/g | % | Result (%) |
|---------------------|------------|--------|---------------|----------------------------------|--------------------|------------|------|----|--------------------------------|
| TOTAL TERPENES | 0.0020 | 12.863 | 1.2863 | <div style="width: 100%;"></div> | ALPHA-PHELLANDRENE | 0.0020 | ND | ND | <div style="width: 0%;"></div> |
| LIMONENE | 0.0020 | 4.531 | 0.4531 | <div style="width: 35%;"></div> | ALPHA-PINENE | 0.0020 | ND | ND | <div style="width: 0%;"></div> |
| BETA-MYRCENE | 0.0020 | 2.973 | 0.2973 | <div style="width: 23%;"></div> | ALPHA-TERPINEOL | 0.0020 | ND | ND | <div style="width: 0%;"></div> |
| BETA-CARYOPHYLLENE | 0.0020 | 2.093 | 0.2093 | <div style="width: 16%;"></div> | ALPHA-TERPINEOL | 0.0020 | ND | ND | <div style="width: 0%;"></div> |
| LINALOOL | 0.0020 | 1.329 | 0.1329 | <div style="width: 10%;"></div> | CIS-NEROLIDOL | 0.0020 | ND | ND | <div style="width: 0%;"></div> |
| ALPHA-HUMULENE | 0.0020 | 0.803 | 0.0803 | <div style="width: 6%;"></div> | GAMMA-TERPINEOL | 0.0020 | ND | ND | <div style="width: 0%;"></div> |
| BETA-PINENE | 0.0020 | 0.591 | 0.0591 | <div style="width: 4%;"></div> | GAMMA-TERPINEOL | 0.0020 | ND | ND | <div style="width: 0%;"></div> |
| ALPHA-BISABOLOL | 0.0020 | 0.543 | 0.0543 | <div style="width: 4%;"></div> | TRANS-NEROLIDOL | 0.0020 | ND | ND | <div style="width: 0%;"></div> |
| 3-CARENE | 0.0020 | ND | ND | <div style="width: 0%;"></div> | | | | | |
| BORNEOL | 0.0020 | ND | ND | <div style="width: 0%;"></div> | | | | | |
| CAMPHENE | 0.0020 | ND | ND | <div style="width: 0%;"></div> | | | | | |
| CAMPHOR | 0.0020 | ND | ND | <div style="width: 0%;"></div> | | | | | |
| CARYOPHYLLENE OXIDE | 0.0020 | ND | ND | <div style="width: 0%;"></div> | | | | | |
| CEDROL | 0.0020 | ND | ND | <div style="width: 0%;"></div> | | | | | |
| EUCALYPTOL | 0.0020 | ND | ND | <div style="width: 0%;"></div> | | | | | |
| FENCHONE | 0.0020 | ND | ND | <div style="width: 0%;"></div> | | | | | |
| FENCHYL ALCOHOL | 0.0020 | ND | ND | <div style="width: 0%;"></div> | | | | | |
| GERANIOL | 0.0020 | ND | ND | <div style="width: 0%;"></div> | | | | | |
| GERANYL ACETATE | 0.0020 | ND | ND | <div style="width: 0%;"></div> | | | | | |
| GUAJOL | 0.0020 | ND | ND | <div style="width: 0%;"></div> | | | | | |
| ISOBORNEOL | 0.0020 | ND | ND | <div style="width: 0%;"></div> | | | | | |
| ISOPULEGOL | 0.0020 | ND | ND | <div style="width: 0%;"></div> | | | | | |
| MENTHOL | 0.0020 | ND | ND | <div style="width: 0%;"></div> | | | | | |
| NEROL | 0.0020 | ND | ND | <div style="width: 0%;"></div> | | | | | |
| OCIMENE | 0.0020 | ND | ND | <div style="width: 0%;"></div> | | | | | |
| PULEGONE | 0.0020 | ND | ND | <div style="width: 0%;"></div> | | | | | |
| SABINENE | 0.0020 | ND | ND | <div style="width: 0%;"></div> | | | | | |
| SABINENE HYDRATE | 0.0020 | ND | ND | <div style="width: 0%;"></div> | | | | | |
| TERPINOLENE | 0.0020 | ND | ND | <div style="width: 0%;"></div> | | | | | |
| VALENCENE | 0.0020 | ND | ND | <div style="width: 0%;"></div> | | | | | |
| ALPHA-CEDRENE | 0.0020 | ND | ND | <div style="width: 0%;"></div> | | | | | |
| Total (%) | | | 1.2860 | | | | | | |

Analyzed by: 334, 272, 312 Weight: 0.2517g Extraction date: N/A Extracted by: 334

Analysis Method : SOP.T.30.500, SOP.T.30.064, SOP.T.40.064
 Analytical Batch : TE005927TER
 Instrument Used : TE-096 "MS - Terpenes 1", TE-097 "AS - Terpenes 1", TE-093 "GC - Terpenes 1"
 Analyzed Date : 09/25/24 14:25:35 Reviewed On : 09/26/24 16:33:01
 Batch Date : 09/24/24 17:26:23

Dilution : N/A
 Reagent : 101723.21; 071924.01
 Consumables : 947.155; H109203-1; 04304030; 8000031463; 20240202; 1; GD23001; 17315771
 Pipette : N/A

Terpenes screening is performed using GC-MS which can detect below single digit ppm concentrations. (Methods: SOP.T.30.500 for sample homogenization, SOP.T.30.064 for sample prep, and SOP.T.40.064 for analysis via ThermoScientific 1310-series GC equipped with an AI 1310-series liquid injection autosampler and detection carried out by ISO 7000-series mass spectrometer). Terpene results are reported on a wt/wt% basis. Testing result is for informational purposes only and cannot be used to satisfy dispensary testing requirements in R9-17-317.01(A) or labeling requirements in R9-17-317. Nor, can it be used to satisfy marijuana establishment testing requirements in R9-18-311(A) or labeling requirements in R9-18-310 - Q3.

This Kaycha Labs Certification shall not be reproduced, unless in its entirety, without written approval from Kaycha Labs. The results relate only to the material or product analyzed. ND=Not Detected, ppm=Parts Per Million, ppb=Parts Per Billion, RSD=Relative Standard Deviation. Limit of Detection (LOD) and Limit Of Quantitation (LOQ) are terms used to describe the smallest concentration that can be detected and reliably measured by an analytical procedure, respectively. Action Levels are State-determined thresholds based on the action limits published in Table 3.1 of 9 A.A.C. 17 and 9 A.A.C. 18. The Measurement of Uncertainty (MU) error is available from the lab upon request. The "Decision Rule" for pass/fail does not include the MU. Any calculated totals may contain rounding errors. Testing results were obtained according to requirements stated in QMS.100.010.AZ Quality Manual.

Ariel Gonzales
 Lab Director

State License #
 0000024LCMD66604568
 ISO 17025 Accreditation # 97164

Signature
 09/27/24



Certificate of Analysis

PASSED

Total Health & Wellness dba True Harvest

Sample : TE40924006-009
Harvest/Lot ID: AZTRHCL-20240924-068

4301 W Buckeye Rd.
Phoenix, AZ, AZ, 85043, US
Telephone: (612) 599-4361
Email: jpastor@trueharvestco.com
License #: 00000100DCWU00857159

Lot Date : 08/14/24
Batch# : LCM240814
Sample Size Received : 18.41 gram
Total Amount : 7 gram
Completed : 09/27/24 Expires: 09/27/25
Sample Method : SOP Client Method

Page 3 of 6

| Pesticides | | | | | | PASSED | | | | | |
|---------------------|--------|-------|--------------|-----------|--------|--|--------|-------|--------------|-----------|--------|
| Pesticide | LOQ | Units | Action Level | Pass/Fail | Result | Pesticide | LOQ | Units | Action Level | Pass/Fail | Result |
| ACEPHATE | 0.2000 | ppm | 0.4 | PASS | ND | TOTAL SPINOSAD | 0.1000 | ppm | 0.2 | PASS | ND |
| ACETAMIPRID | 0.1000 | ppm | 0.2 | PASS | ND | SPIROMESIFEN | 0.1000 | ppm | 0.2 | PASS | ND |
| ALDICARB | 0.2000 | ppm | 0.4 | PASS | ND | SPIROTETRAMAT | 0.1000 | ppm | 0.2 | PASS | ND |
| AZOXYSTROBIN | 0.1000 | ppm | 0.2 | PASS | ND | SPIROXAMINE | 0.2000 | ppm | 0.4 | PASS | ND |
| BIFENAZATE | 0.1000 | ppm | 0.2 | PASS | ND | TEBUCONAZOLE | 0.2000 | ppm | 0.4 | PASS | ND |
| BIFENTHRIN | 0.1000 | ppm | 0.2 | PASS | ND | THIACLOPRID | 0.1000 | ppm | 0.2 | PASS | ND |
| BOSCALID | 0.2000 | ppm | 0.4 | PASS | ND | THIAMETHOXAM | 0.1000 | ppm | 0.2 | PASS | ND |
| CARBARYL | 0.1000 | ppm | 0.2 | PASS | ND | TRIFLOXYSTROBIN | 0.1000 | ppm | 0.2 | PASS | ND |
| CARBOFURAN | 0.1000 | ppm | 0.2 | PASS | ND | CHLORFENAPYR + | 0.3000 | ppm | 1 | PASS | ND |
| CHLORANTRANILIPROLE | 0.1000 | ppm | 0.2 | PASS | ND | CYFLUTHRIN * | 0.5000 | ppm | 1 | PASS | ND |
| CHLORPYRIFOS | 0.1000 | ppm | 0.2 | PASS | ND | Analyzed by: 152, 272, 312 Weight: 0.5023g Extraction date: 09/25/24 15:33:58 Extracted by: 410 Analytical Batch: TE005919PES Analysis Method: SOP.T.30.500, SOP.T.30.104.AZ, SOP.T.40.104.AZ Instrument Used: TE-117 "UHPLC - Pest/Myco 1", TE-262 "MS/MS - Pest/Myco 2" Reviewed On: 09/27/24 16:30:45 Analyzed Date: 09/25/24 19:30:24 Batch Date: 09/24/24 12:18:47 Dilution: 25 Reagent: 091324.R12; 090524.R14; 091324.R13; 073024.R30; 091924.R02; 091824.R01; 091324.R31; 091924.R03; 041823.06 Consumables: 947.155; 8000038072; 111423CH01; 220318-306-D; 1008645998; GD23001; 425240JF Pipette: TE-060 SN:20C35457 (20-200uL); TE-108 SN:20B18337 (100-1000uL) Pesticide screening is carried out using LC-MS/MS supplemented by GC-MS/MS for volatile pesticides. (Methods: SOP.T.30.500 for sample homogenization, SOP.T.30.104.AZ for sample prep, and SOP.T.40.104.AZ for analysis on ThermoScientific Altis TSQ with Vanquish UHPLC). Analyzed by: 152, 272, 312 Weight: 0.5023g Extraction date: 09/25/24 15:33:58 Extracted by: 410 Analysis Method: SOP.T.30.500, SOP.T.30.104.AZ, SOP.T.40.154.AZ Analytical Batch: TE005952VOL Instrument Used: TE-117 "MS/MS Pest/Myco 1", TE-262 "MS/MS - Pest/Myco 2" Reviewed On: 09/27/24 16:32:16 Analyzed Date: 09/27/24 12:14:19 Batch Date: 09/27/24 12:13:15 Dilution: 25 Reagent: 091324.R12; 090524.R14; 091324.R13; 073024.R30; 091924.R02; 091824.R01; 091324.R31; 091924.R03; 041823.06 Consumables: 947.155; 8000038072; 111423CH01; 220318-306-D; 1008645998; GD23001; 425240JF Pipette: TE-060 SN:20C35457 (20-200uL); TE-108 SN:20B18337 (100-1000uL) Supplemental pesticide screening using GC-MS/MS to quantitatively screen for Chlorfenapyr, Cyfluthrin, Cypermethrin, and Diazinon; as well as the qualitative confirmation of Dichlorvos, Permethrins, Piperonyl Butoxide, Prallethrin, Propiconazole, Pyrethrins, and Tebuconazole which are all quantitatively screened using LC-MS/MS. (Methods: SOP.T.30.500 for sample homogenization, SOP.T.30.104.AZ for sample prep, and SOP.T.40.154.AZ for analysis using a ThermoScientific 1310-series GC equipped with a TriPlus RSH autosampler and detected on a TSQ 9000-series mass spectrometer). | | | | | |
| CYPERMETHRIN | 0.5000 | ppm | 1 | PASS | ND | TOTAL PERMETHRINS | 0.1000 | ppm | 0.2 | PASS | ND |
| DIAZINON | 0.1000 | ppm | 0.2 | PASS | ND | PHOSMET | 0.1000 | ppm | 0.2 | PASS | ND |
| DAMINOZIDE | 0.5000 | ppm | 1 | PASS | ND | PIPERONYL BUTOXIDE | 1.0000 | ppm | 2 | PASS | ND |
| DICHLORVOS (DDVP) | 0.0500 | ppm | 0.1 | PASS | ND | PRALLETHRIN | 0.1000 | ppm | 0.2 | PASS | ND |
| DIMETHOATE | 0.1000 | ppm | 0.2 | PASS | ND | PROPICONAZOLE | 0.2000 | ppm | 0.4 | PASS | ND |
| ETHOPROPHOS | 0.1000 | ppm | 0.2 | PASS | ND | PROPOXUR | 0.1000 | ppm | 0.2 | PASS | ND |
| ETOFENPROX | 0.2000 | ppm | 0.4 | PASS | ND | TOTAL PYRETHRINS | 0.5000 | ppm | 1 | PASS | ND |
| ETOXAZOLE | 0.1000 | ppm | 0.2 | PASS | ND | PYRIDABEN | 0.1000 | ppm | 0.2 | PASS | ND |
| FENOXICARB | 0.1000 | ppm | 0.2 | PASS | ND | | | | | | |
| FENPYROXIMATE | 0.2000 | ppm | 0.4 | PASS | ND | | | | | | |
| FIPRONIL | 0.2000 | ppm | 0.4 | PASS | ND | | | | | | |
| FLONICAMID | 0.5000 | ppm | 1 | PASS | ND | | | | | | |
| FLUDIOXONIL | 0.2000 | ppm | 0.4 | PASS | ND | | | | | | |
| HEXYTHIAZOX | 0.5000 | ppm | 1 | PASS | ND | | | | | | |
| IMAZALIL | 0.1000 | ppm | 0.2 | PASS | ND | | | | | | |
| IMIDACLOPRID | 0.2000 | ppm | 0.4 | PASS | ND | | | | | | |
| KRESOXIM-METHYL | 0.2000 | ppm | 0.4 | PASS | ND | | | | | | |
| MALATHION | 0.1000 | ppm | 0.2 | PASS | ND | | | | | | |
| METALAXYL | 0.1000 | ppm | 0.2 | PASS | ND | | | | | | |
| METHIOCARB | 0.1000 | ppm | 0.2 | PASS | ND | | | | | | |
| METHOMYL | 0.2000 | ppm | 0.4 | PASS | ND | | | | | | |
| MYCLOBUTANIL | 0.1000 | ppm | 0.2 | PASS | ND | | | | | | |
| NALED | 0.2500 | ppm | 0.5 | PASS | ND | | | | | | |
| OXAMYL | 0.5000 | ppm | 1 | PASS | ND | | | | | | |
| PACLOBUTRAZOL | 0.2000 | ppm | 0.4 | PASS | ND | | | | | | |

This Kaycha Labs Certification shall not be reproduced, unless in its entirety, without written approval from Kaycha Labs. The results relate only to the material or product analyzed. ND=Not Detected, ppm=Parts Per Million, ppb=Parts Per Billion, RSD=Relative Standard Deviation. Limit of Detection (LOD) and Limit of Quantitation (LOQ) are terms used to describe the smallest concentration that can be detected and reliably measured by an analytical procedure, respectively. Action Levels are State-determined thresholds based on the action limits published in Table 3.1 of 9 A.A.C. 17 and 9 A.A.C. 18. The Measurement of Uncertainty (MU) error is available from the lab upon request. The "Decision Rule" for pass/fail does not include the MU. Any calculated totals may contain rounding errors. Testing results were obtained according to requirements stated in QMS.100.010.AZ Quality Manual.

Ariel Gonzales
Lab Director

State License #
0000024LCMD66604568
ISO 17025 Accreditation # 97164

Signature
09/27/24



Certificate of Analysis

PASSED



Total Health & Wellness dba True Harvest

Sample : TE40924006-009
Harvest/Lot ID: AZTRHCL-20240924-068


4301 W Buckeye Rd.
Phoenix, AZ, AZ, 85043, US
Telephone: (612) 599-4361
Email: jpastor@trueharvestco.com
License #: 00000100DCWU00857159

Lot Date : 08/14/24
Batch# : LCM240814
Sample Size Received : 18.41 gram
Total Amount : 7 gram
Sampled : 09/24/24
Completed : 09/27/24 Expires: 09/27/25
Ordered : 09/24/24
Sample Method : SOP Client Method

Page 4 of 6

|  Microbial PASSED | | | | | |  Mycotoxins PASSED | | | | | |
|--|---------------------------|--|-------------------|----------------------------|--------------|--|---------------------------|--|--------|-----------------------------|--------------|
| Analyte | LOQ | Units | Result | Pass / Fail | Action Level | Analyte | LOQ | Units | Result | Pass / Fail | Action Level |
| SALMONELLA SPP | 0.0000 | | Not Present in 1g | PASS | | TOTAL AFLATOXINS | 4.8510 | ppb | ND | PASS | 20 |
| ASPERGILLUS FLAVUS | 0.0000 | | Not Present in 1g | PASS | | AFLATOXIN B1 | 4.8510 | ppb | ND | PASS | 20 |
| ASPERGILLUS FUMIGATUS | 0.0000 | | Not Present in 1g | PASS | | AFLATOXIN B2 | 5.9400 | ppb | ND | PASS | 20 |
| ASPERGILLUS NIGER | 0.0000 | | Not Present in 1g | PASS | | AFLATOXIN G1 | 6.2700 | ppb | ND | PASS | 20 |
| ASPERGILLUS TERREUS | 0.0000 | | Not Present in 1g | PASS | | AFLATOXIN G2 | 10.7250 | ppb | ND | PASS | 20 |
| ESCHERICHIA COLI REC | 10.0000 | CFU/g | <10 | PASS | 100 | OCHRATOXIN A | 12.0000 | ppb | ND | PASS | 20 |
| Analyzed by: 87, 272, 312 | Weight: 1.0091g | Extraction date: 09/26/24 13:27:19 | | Extracted by: 87 | | Analyzed by: 152, 272, 312 | Weight: 0.5023g | Extraction date: 09/25/24 15:33:58 | | Extracted by: 410 | |
| Analysis Method : SOP.T.40.056B, SOP.T.40.058.FL, SOP.T.40.208, SOP.T.40.209.AZ Analytical Batch : TE005925MIC Reviewed On : 09/26/24 17:35:39 Instrument Used : TE-234 "bioMerieux GENE-UP" Batch Date : 09/24/24 16:11:35 Analyzed Date : N/A | | | | | | Analysis Method : SOP.T.30.500, SOP.T.30.104.AZ, SOP.T.40.104.AZ Analytical Batch : TE005951MYC Reviewed On : 09/27/24 16:33:42 Instrument Used : N/A Batch Date : 09/27/24 12:11:54 Analyzed Date : 09/27/24 12:13:02 | | | | | |
| Dilution : 10 Reagent : N/A Consumables : N/A Pipette : N/A | | | | | | Dilution : 25 Reagent : 091324.R12; 090524.R14; 091324.R13; 073024.R30; 091924.R02; 091824.R01; 091324.R31; 091924.R03; 041823.06 Consumables : 947.155; 8000038072; 111423CH01; 220318-306-D; 1008645998; GD23001; 425240JF Pipette : TE-060 SN:20C35457 (20-200uL); TE-108 SN:20B18337 (100-1000uL) | | | | | |

Aflatoxins B1, B2, G1, G2, and Ochratoxin A analysis using LC-MS/MS. (Methods: SOP.T.30.500 for sample homogenization, SOP.T.30.104.AZ for sample prep, and SOP.T.40.104.AZ for analysis on ThermoScientific Altis TSQ with Vanquish UHPLC). Total Aflatoxins (sum of Aflatoxins B1, B2, G1, G2) must be <20µg/kg. Ochratoxin must be <20µg/kg.

|  Heavy Metals PASSED | | | | | |
|---|---------------------------|--|--------|-----------------------------|--------------|
| Metal | LOQ | Units | Result | Pass / Fail | Action Level |
| ARSENIC | 0.2000 | ppm | ND | PASS | 0.4 |
| CADMIUM | 0.2000 | ppm | ND | PASS | 0.4 |
| LEAD | 0.5000 | ppm | ND | PASS | 1 |
| MERCURY | 0.6000 | ppm | ND | PASS | 0.2 |
| Analyzed by: 398, 39, 272, 312 | Weight: 0.2052g | Extraction date: 09/25/24 15:18:08 | | Extracted by: 398 | |
| Analysis Method : SOP.T.30.500, SOP.T.30.084.AZ, SOP.T.40.084.AZ Analytical Batch : TE005930HEA Reviewed On : 09/26/24 09:53:27 Instrument Used : TE-153 "Bill" Batch Date : 09/24/24 19:37:31 Analyzed Date : N/A | | | | | |
| Dilution : 50 Reagent : 101723.14; 092324.R01; 091624.R19; 032724.07; 081624.01; 100121.01 Consumables : 111423CH01; 210705-306-D; 210725-598-D Pipette : TE-063 SN:20C50490 (20-200uL); TE-110 SN:20B18338 (100-1000uL) | | | | | |

Heavy Metals screening is performed using ICP-MS (Inductively Coupled Plasma - Mass Spectrometer) which can screen down to below single digit ppb concentrations for regulated heavy metals. (Methods: SOP.T.30.500 for sample homogenization, SOP.T.30.084.AZ for sample prep by microwave digestion, and SOP.T.40.084.AZ for analysis by ThermoScientific iCAP RQ ICP-MS).





1231 W. Warner Road, Suite 105
Tempe, AZ, 85284, US
(480) 220-4470

Kaycha Labs

.....
Lemon Cherry Mintz
Lemon Cherry Mintz
Matrix : Flower
Type: Cannabis Flower



Certificate of Analysis

PASSED

Total Health & Wellness dba True Harvest

4301 W Buckeye Rd.
Phoenix, AZ, AZ, 85043, US
Telephone: (612) 599-4361
Email: jpastor@trueharvestco.com
License # : 00000100DCWU00857159

Sample : TE40924006-009

Harvest/Lot ID: AZTRHCL-20240924-068

Lot Date : 08/14/24

Batch# : LCM240814

Sampled : 09/24/24

Ordered : 09/24/24

Sample Size Received : 18.41 gram

Total Amount : 7 gram

Completed : 09/27/24 Expires: 09/27/25

Sample Method : SOP Client Method

Page 5 of 6

COMMENTS

* Confident Cannabis sample ID: 2409KLAZ0649.2696



* Cannabinoid TE40924006-009POT

1 - M3 : D9-THC

This Kaycha Labs Certification shall not be reproduced, unless in its entirety, without written approval from Kaycha Labs. The results relate only to the material or product analyzed. ND=Not Detected, ppm=Parts Per Million, ppb=Parts Per Billion, RSD=Relative Standard Deviation. Limit of Detection (LOD) and Limit Of Quantitation (LOQ) are terms used to describe the smallest concentration that can be detected and reliably measured by an analytical procedure, respectively. Action Levels are State-determined thresholds based on the action limits published in Table 3.1 of 9 A.A.C. 17 and 9 A.A.C. 18. The Measurement of Uncertainty (MU) error is available from the lab upon request. The "Decision Rule" for pass/fail does not include the MU. Any calculated totals may contain rounding errors. Testing results were obtained according to requirements stated in QMS.100.010.AZ Quality Manual.

Ariel Gonzales

Lab Director

State License #
0000024LCMD66604568
ISO 17025 Accreditation # 97164

Signature
09/27/24



1231 W. Warner Road, Suite 105
 Tempe, AZ, 85284, US
 (480) 220-4470

Kaycha Labs

.....
 Lemon Cherry Mintz
 Lemon Cherry Mintz
 Matrix : Flower
 Type: Cannabis Flower



Certificate of Analysis

PASSED

Total Health & Wellness dba True Harvest

4301 W Buckeye Rd.
 Phoenix, AZ, AZ, 85043, US
Telephone: (612) 599-4361
Email: jpastor@trueharvestco.com
License # : 00000100DCWU00857159

Sample : TE40924006-009

Harvest/Lot ID: AZTRHCL-20240924-068

Lot Date : 08/14/24

Batch# : LCM240814

Sampled : 09/24/24

Ordered : 09/24/24

Sample Size Received : 18.41 gram

Total Amount : 7 gram

Completed : 09/27/24 Expires: 09/27/25

Sample Method : SOP Client Method

Page 6 of 6

COMMENTS

* Confident Cannabis sample ID: 2409KLAZ0649.2696



This Kaycha Labs Certification shall not be reproduced, unless in its entirety, without written approval from Kaycha Labs. The results relate only to the material or product analyzed. ND=Not Detected, ppm=Parts Per Million, ppb=Parts Per Billion, RSD=Relative Standard Deviation. Limit of Detection (LOD) and Limit Of Quantitation (LOQ) are terms used to describe the smallest concentration that can be detected and reliably measured by an analytical procedure, respectively. Action Levels are State-determined thresholds based on the action limits published in Table 3.1 of 9 A.A.C. 17 and 9 A.A.C. 18. The Measurement of Uncertainty (MU) error is available from the lab upon request. The "Decision Rule" for pass/fail does not include the MU. Any calculated totals may contain rounding errors. Testing results were obtained according to requirements stated in QMS.100.010.AZ Quality Manual.

Ariel Gonzales

Lab Director

State License #
 0000024LCMD66604568
 ISO 17025 Accreditation # 97164

Signature
 09/27/24